



MAXX
Motion



PRETEKY CESTNÝCH
AUTOMOBILOV NA OKRUHU



DRIVER'S BRIEFING

Race Director

Clerk of the Course

Chairman of the Stewards

Stewards

Peter KEVICKÝ (SVK)

Peter JAKUS (SVK)

Ľubomír Šimko (SVK)

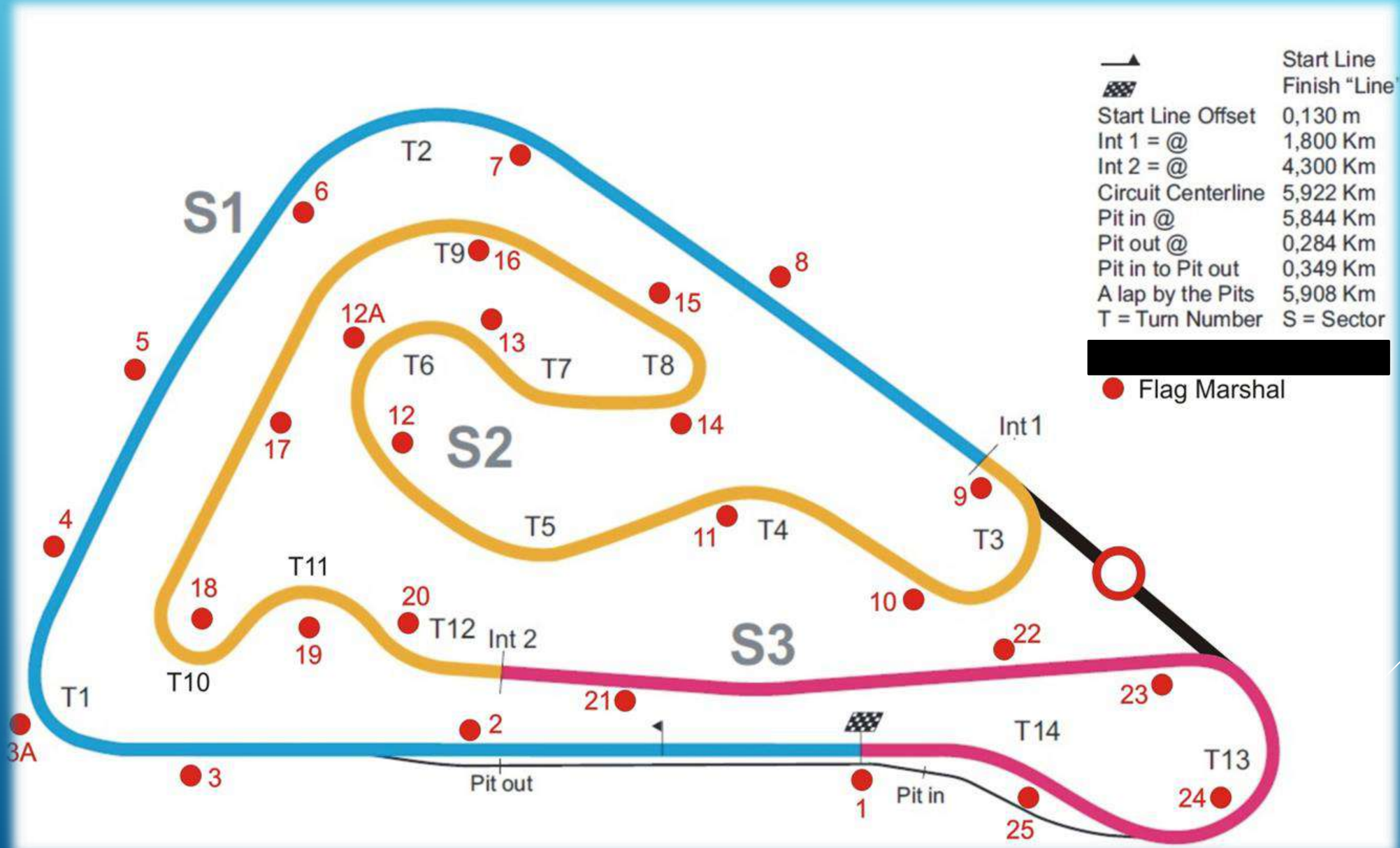
Miroslav HYBÁČEK (SVK),

Bartosz BIELINSKI (POL),


Dean GRBAC (CRO)




Track, sectors...



Access for race cars and paddock teams into the pit lane





track acces from paddock 2



exit to paddock 2



Track access from Paddock 2



EXIT to Paddock 2



Only team members are allowed to enter the pit lane, the pit wall and the starting grid !!!

Access for
the team
members



- All staff in the pit lane must wear this armband which you will receive during the administrative check
- If **possible clearly** visible
- 6 armbands for 1 team :
1 manager, 4 mechanics, 1 driver
- Only the armband issued for this race is valid for endurance race. For 3 members of the refuelling team - with completely fireproof equipment - is the armband not mandatory

Speed limit

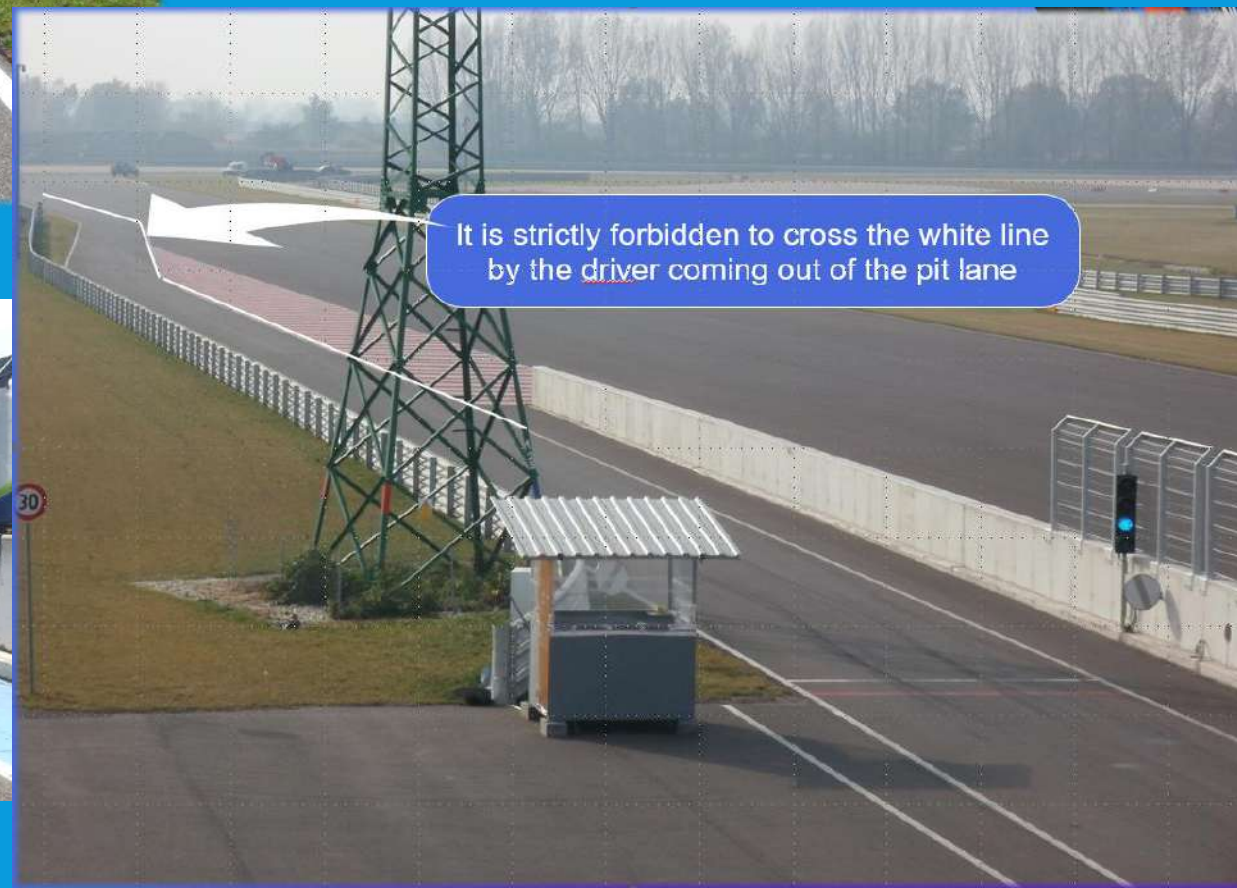
60

Beginning

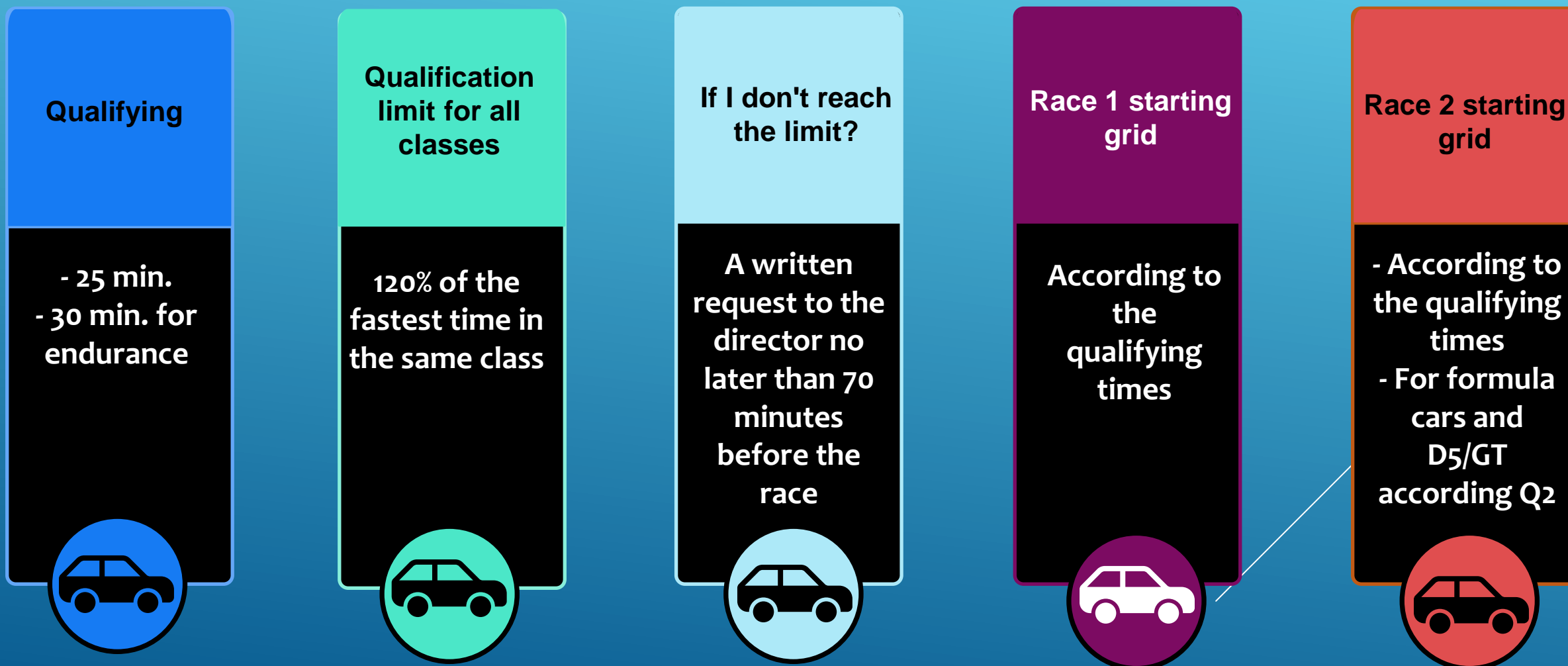


endurance race :
the pit-stop duration (120s) will be
measured between this two lines

Ending



Qualifying and starting grid



PIT LANE

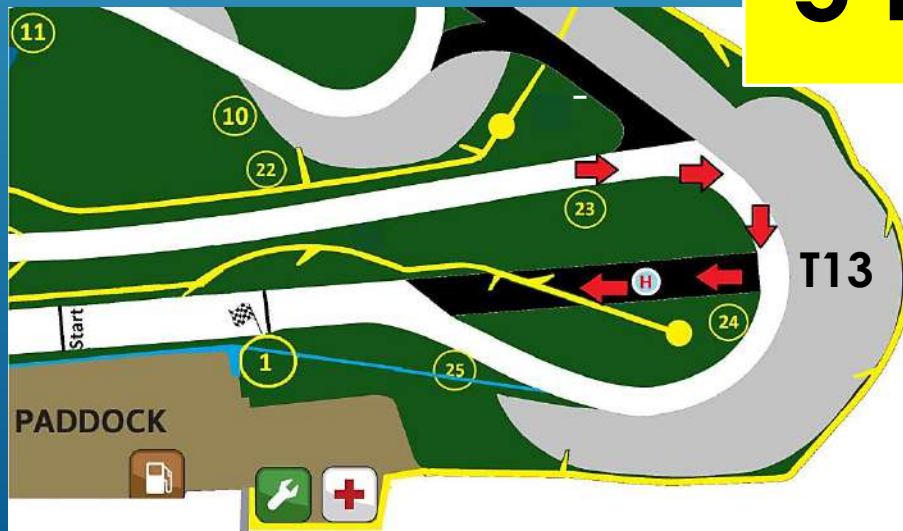
It is forbidden to enter the fast lane before opening of the PIT EXIT



STARTING PROCEDURE

- Pit lane open for 5 minutes
- There will be an audible signal 2 minutes before the closing of pit lane

not for
ČST,
Maluch
trophy +
Fiat 500,
Abarth
Cup



5 m

3 m

1 m

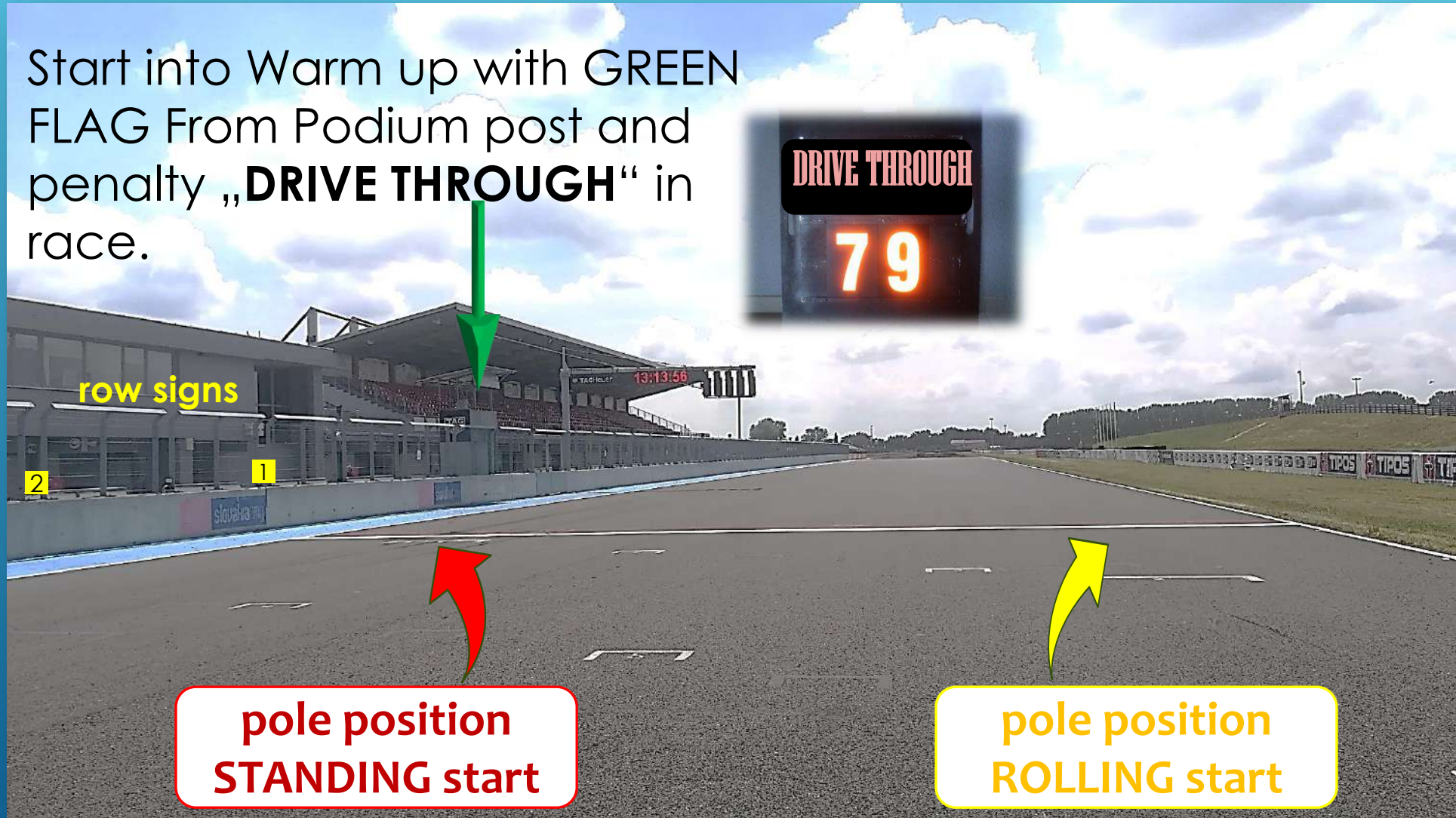
15 sec

5m wheels fitten
3m car on wheels
1m engine start
15s staff leave grid

in the case that more then 34 vehicles will be on grid, access to the grid will be coordinated by Marshalls through the heliport in turn No. 13

STARTING GRID

Start into Warm up with GREEN FLAG From Podium post and penalty „**DRIVE THROUGH**“ in race.



row signs

2

1

pole position
STANDING start

pole position
ROLLING start

STANDING START

- 5 sec. sign from podium post

5 sec



- starting lights (red) are turned on and off (2-5 s)

MOMENT OF START IS WHEN STARTING LIGHTS ARE TURNED OFF

- if a problem arises, after returning to the grid at the end of the formation lap:
- the driver must raise his hands above his head, respectively open the door
- if the starter decides, the start will be delayed, the yellow lights will be shown and an “EXTRA FORMATION LAP” board will be displayed – keep engine running
- a few seconds later the green lights will be switched on
- all cars able to do so must start a new formation lap
- the car which has caused the start abort will be pushed into the pit lane

EXTRA FORMATION LAP

ROLLING START – D5,GT and endurance

- behind the leading car into the formation lap.



at the last
elevation (MP21)

- the lights will be red, the cars must hold the 2x2 formation and the vehicle on the pole position gives guides the rest of the field at a speed 70 - 90 km/h.

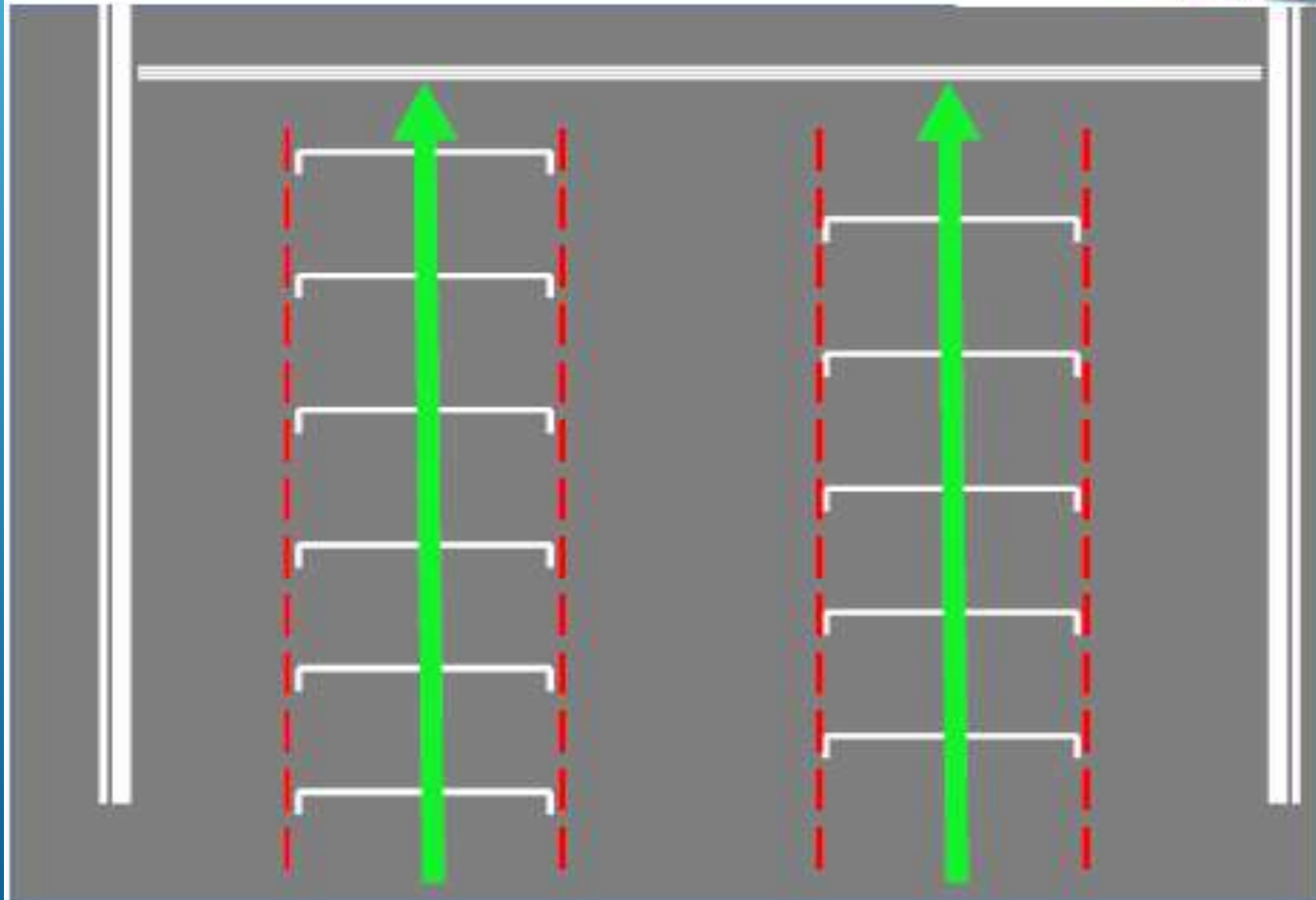
MOMENT OF START IS WHEN STARTING LIGHTS ARE TURNED OFF

- If a problem arises at the end of the formation lap, the red light will stay on. The cars, will complete a new formation lap.



ROLLING start

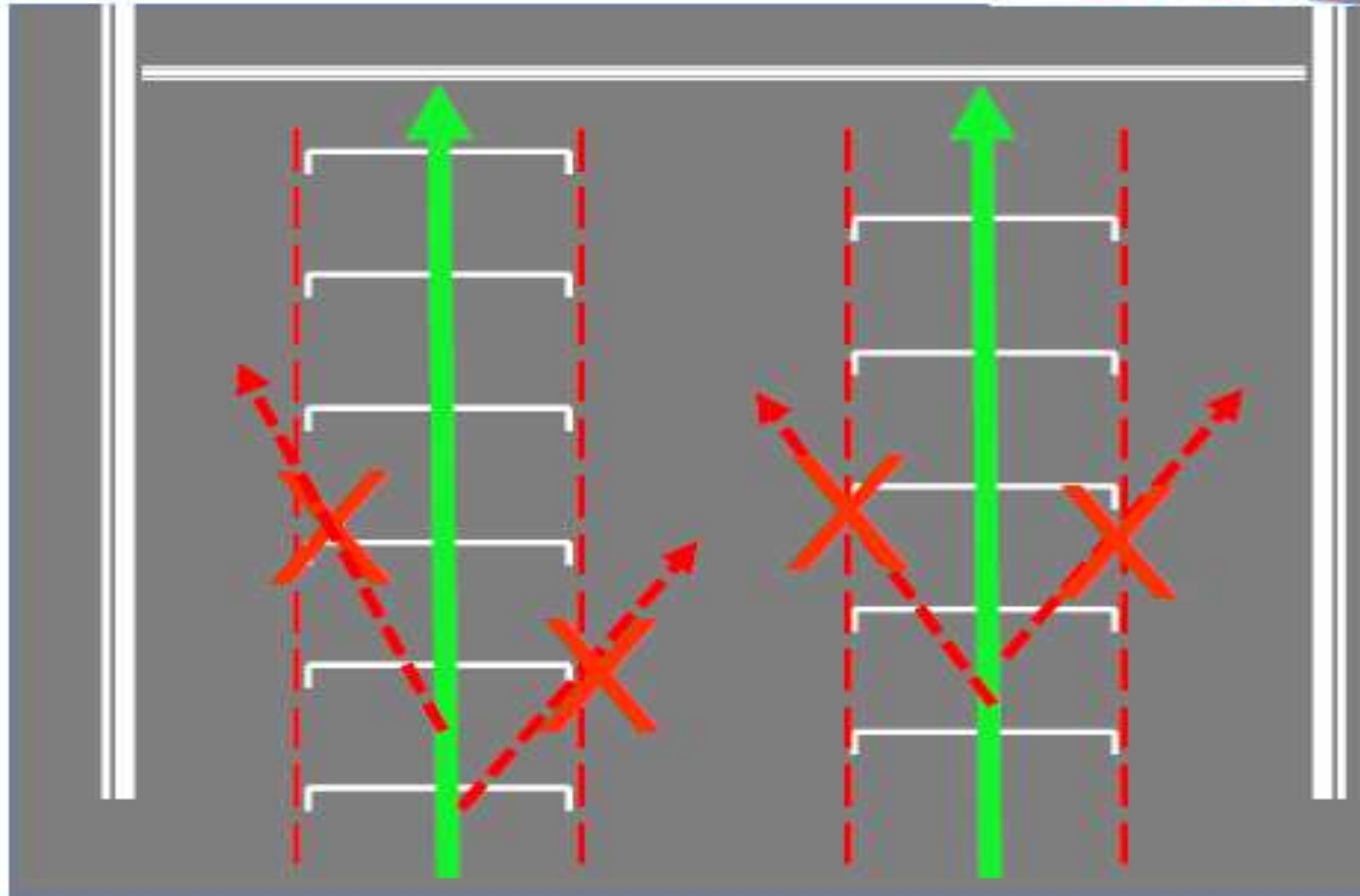
Starting lights: RED - OFF



The cars must hold the starting formation by driving from the beginning over the „starting boxes“ on their respective sides (starting corridors).

ROLLING start

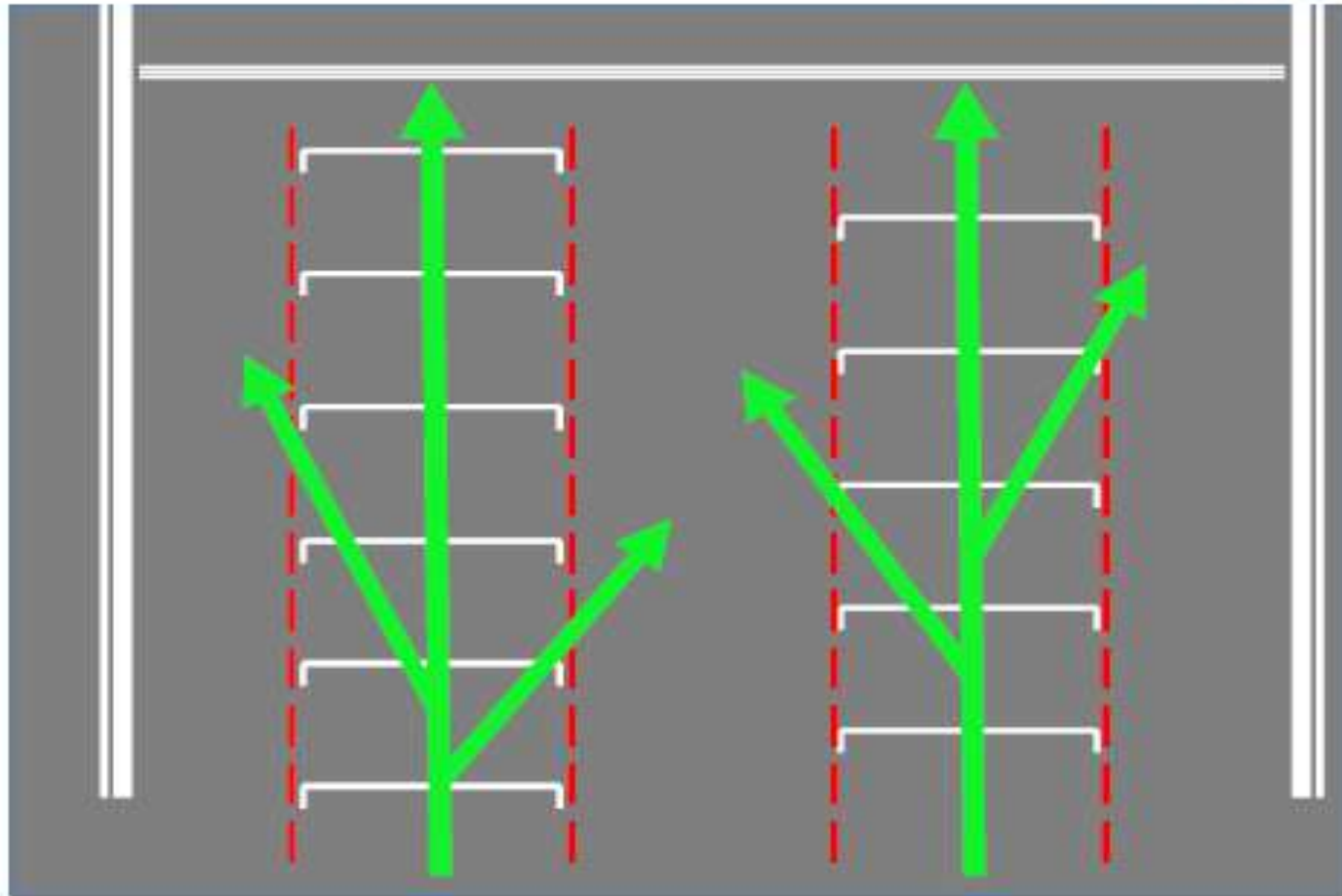
Starting lights: RED - OFF



Pushing on or slowing down as well as leaving the respective starting corridor is forbidden before the starting signal is given.

ROLLING start

Starting lights: RED - OFF



The starting signal is given when the red lights are turned OFF. Accelerating as well as leaving the formation and the starting corridors is allowed from this time.

Start behind Safety Car (ČST, Maluch trophy + Fiat 500, Abarth Cup)

5 minutes before pit exit opens (indicated in the time schedule), all drivers are obliged to line up in pit lane in order according to the results of the qualifying practice. The Safety Car leads all vehicles into the formation lap. The riders line up behind him in one row at a distance of no more than 5 vehicle lengths. At the end of this lap, the safety car leaves the track at pit entry to pit lane and racecars continue down the track without stopping on the grid! Despite the fact that the moment the safety car leaves the track, the flag signal changes from yellow to green, overtaking is only possible after finish line. During the formation lap, all the regulations valid for the safety car phase apply according to the provisions of Annex H. The race time countdown starts at the moment when driver crosses finish line for the first time. The race will end after the time has elapsed and the leading driver crosses the finish line, whom the checkered flag will be waved.



TRACK LIMITS

Drivers must respect the track limits !

one wheel must always be on the track (between two white lines)

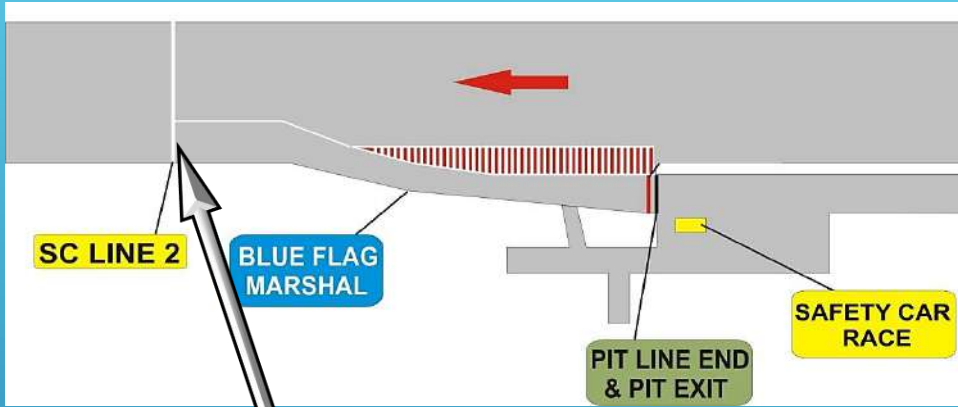
Driving on "blue" asphalt will not be penalized if this does not give the rider an advantage

SHORTENING on the track is !!! STRICTLY FORBIDDEN !!!

It is only permitted if the race or the practice is suspended (red flag) or on instruction of the marshals to do so



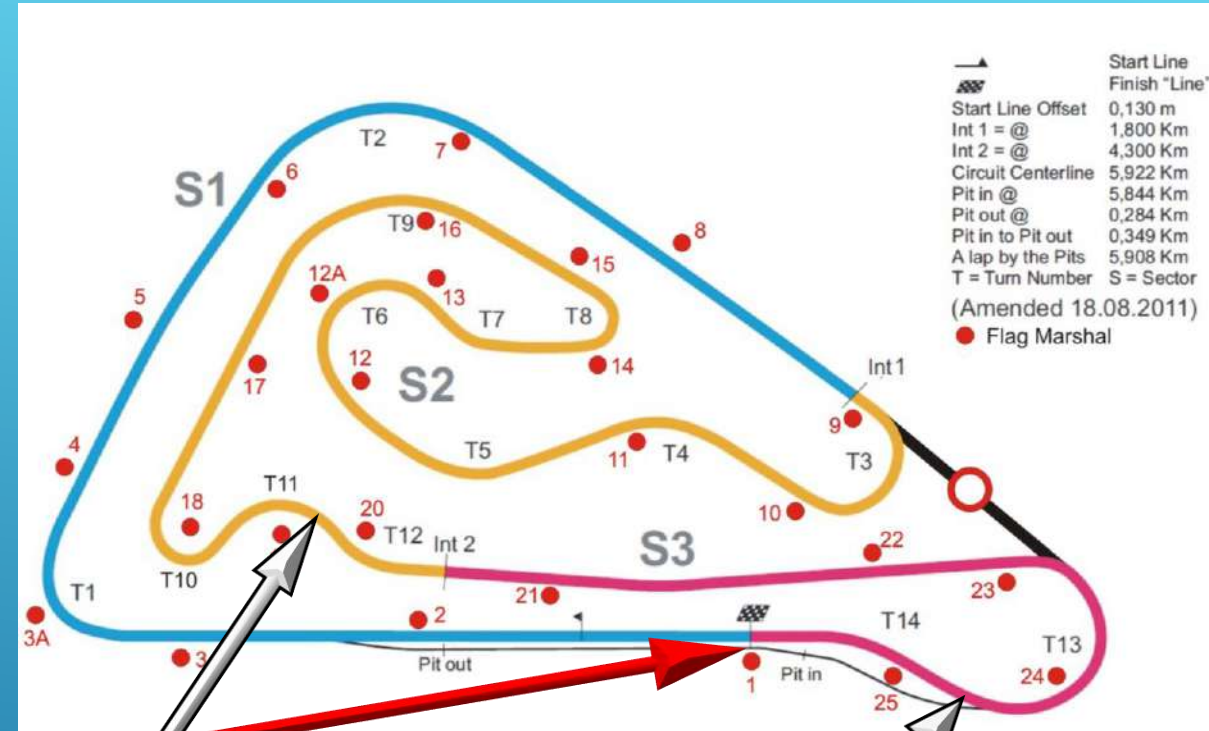
SAFETY CAR



It is allowed to overtake the SC, as long as the SC has not crossed the SC line 2, coming out of the pits to collect the racing cars.

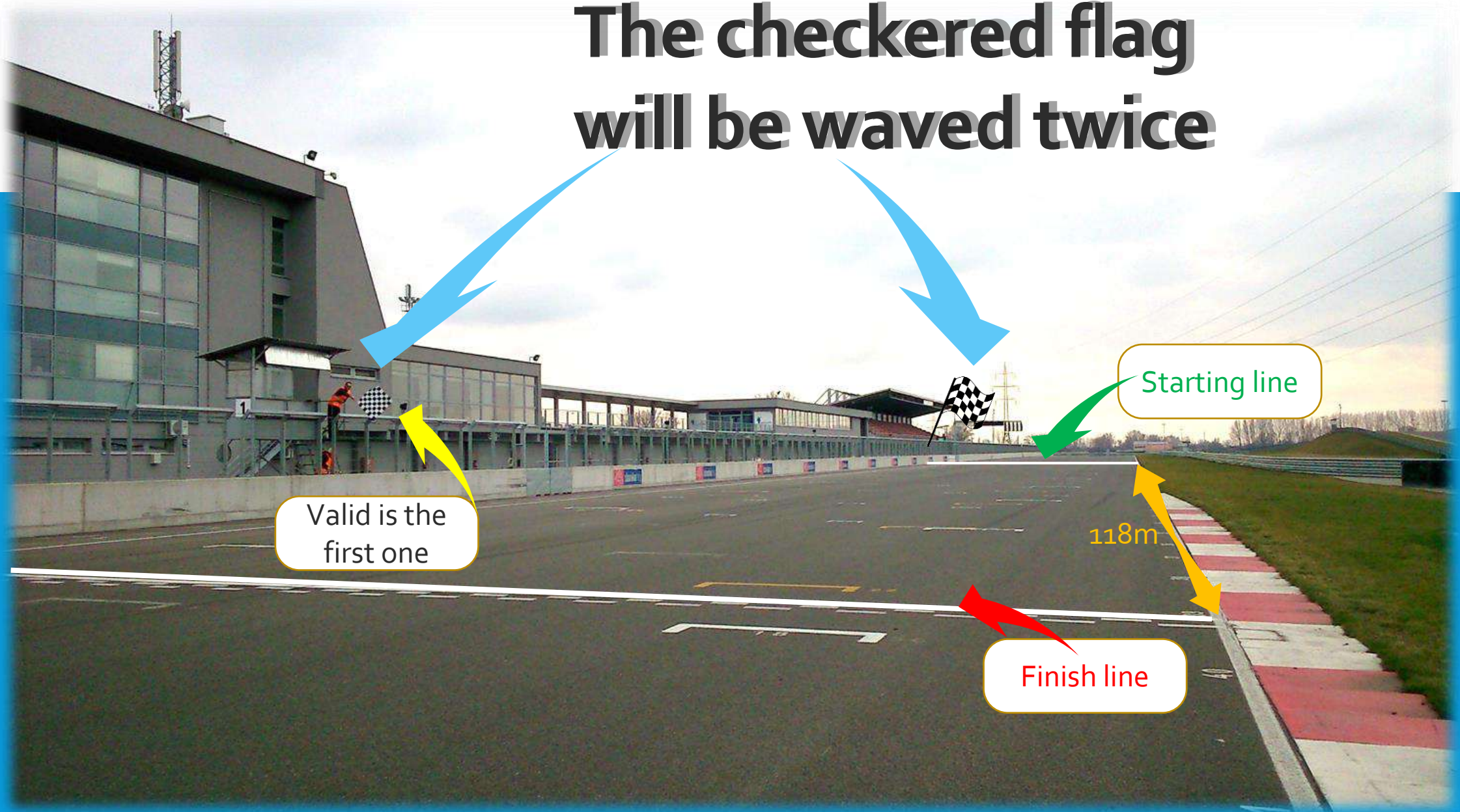
As long as the Safety Car lights are on, cars should follow exactly the trajectory of the SC, also if this is not the normal racing line.

When the safety car turn off its lights at this point, this will be the signal - safety car in this lap going down!



when the SC is over the safety car line 1 and SC is going into pit lane - green flag at all marshals posts, **but overtaking will be allowed from the finish line.** (appendix H art. 2.10.10)

The checkered flag will be waved twice



ENDURANCE race

- 1H Endurance race will take place
- Obligatory pit stop between the 25th & 35th min. with refueling tower restriction
- Minimum time in the pit lane have to be 120 sec. (see page 6)
- Wearing short pants and open shoes in the pit lane during this race is strictly prohibited
- Refuelling –
 - Max. 3 team members in front of the pits in the inner lane or at the end of the pit lane marked as "refueling zone".
 - Use cans with max. 25 liters capacity or a rotating system manually operated with max. 60 litres capacity.
 - A team member must be ready with a fire extinguisher of at least 6 kg capacity.
 - On refuelling, the competitor must ensure, that the car was electrically grounded before and during the refuelling procedure, that the car is standing on its complete wheels, that the engine is switched off, that the safety belts of the driver, if remaining in the car, were released, that no works were done on the cars.
 - All these team members must wear completely flame proof equipment (overalls, gloves, balaclavas and helmets).

Please read the FIA CEZ Regulations article 5.3 b – Organisation of the endurance race for additional information

REFUELING ZONE IN ENDURANCE RACE



Teams without boxes, in endurance race this is the refuelling zone




Use the lightning conductor for grounding
Wire between exhaust and lightning conductor is enough.

Emergency route for boxes




Parc fermé will not be organized for groups ČST, Maluch trophy + Fiat 500, Abarth Cup

Parc fermé




Controlled by marshals after qualifying and race



Official results service



 *Sportity*

For direct event information please download the Sportity app and insert this password:

VCSR2022

Sportity app is available in

Available on the App Store

Get it on Google play

www.sportity.com

The results of trainings, races, jury decisions, as well as all important documents will be available in the application immediately